



Go Paperless with eDelivery

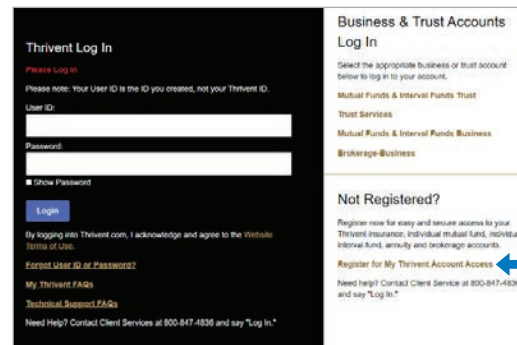
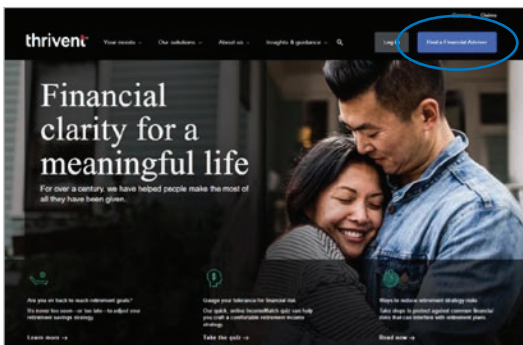
Six easy steps

Step 1

Log in to My Thrivent.


Select the “Log In” button and enter your user ID and password.

Or, if you have not registered for an online account, select “Register for My Thrivent Account Access.”



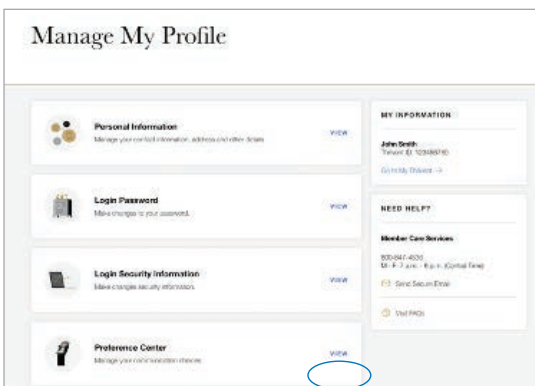
Step 2

Select the “Manage my profile” button.



Step 3

Click “Preference Center.”



Step 4

Select the link “Get started with eDelivery” or click the radio button to select for specific communications you do not wish to log in to view.

Communication & Participation

Name: **Mike Johnson**

The email address Thrivent will send documents to is:
membercare@thrivent.com

Go paperless with eDelivery

- I choose quicker access to important information.
- I choose to reduce clutter.

[Get started with eDelivery >](#)

Choose your communication and participation preferences

Communications I do not log in to view

Prospectuses, Reports, Privacy Notice & Inserts	<input type="radio"/> Email	<input checked="" type="radio"/> U.S. Mail
Thrivent Magazine	<input type="radio"/> Email	<input checked="" type="radio"/> U.S. Mail

Communications I must log in to view

Step 5

Review eDelivery selections and click “Continue.”

eDelivery Options

Step 1 of 2: Review eDelivery options

The following member communications will be sent by email. You can change your selections on this screen.

Prospectuses, Reports, Privacy Notice & Inserts	<input checked="" type="radio"/> Email	<input type="radio"/> U.S. Mail	
Thrivent Magazine	<input checked="" type="radio"/> Email	<input type="radio"/> U.S. Mail	
Activity Confirmations, Privacy Notice & Inserts	<input checked="" type="radio"/> Email	<input type="radio"/> U.S. Mail	
Payment Notices, Privacy Notice & Inserts	<input checked="" type="radio"/> Email	<input type="radio"/> U.S. Mail	
Statements, Privacy Notice & Inserts	<input checked="" type="radio"/> Email	<input type="radio"/> U.S. Mail	
Tax Forms, Privacy Notice & Inserts	<input checked="" type="radio"/> Email	<input type="radio"/> U.S. Mail	
Member Voting Events	<input checked="" type="radio"/> Email	<input type="radio"/> U.S. Mail	
Thrivent Member Network Mail	<input checked="" type="radio"/> Email	<input type="radio"/> U.S. Mail	<input type="radio"/> Opt Out
Thrivent Community Mail	<input checked="" type="radio"/> Email	<input type="radio"/> U.S. Mail	<input type="radio"/> Opt Out

Step 6

Confirm eDelivery selections and click “Continue.”

eDelivery Options

Step 2 of 2: Confirm eDelivery selections

I elect to receive the following document(s) that may contain my personal financial information by eDelivery, when available, rather than receive paper copies:

Communication	Preference
Prospectuses, Reports, Privacy Notice & Inserts	Email
Thrivent Magazine	Email
Activity Confirmations, Privacy Notice & Inserts	Email
Payment Notices, Privacy Notice & Inserts	Email
Statements, Privacy Notice & Inserts	Email
Tax Forms, Privacy notice & inserts	Email
Member Voting Events	Email
Thrivest member Network Mail	Email
Thrivest Community Mail	Email

Next Steps

- Select “Continue”, thereby acknowledging your enrollment in the eDelivery preferences selected above and to agree to the eDelivery Consent Disclosures. You can print a copy of the eDelivery Consent Disclosures at the time of signing if you desire or get a signed copy by calling 800-847-4836 and saying “eDelivery” at the prompt.

[Back](#) [Cancel](#) [Continue](#)

Step 7

Confirmation of Updated Communication Choices.

An email confirmation will be sent with the changes.

