




STEP-BY-STEP GUIDE

# How to access your Thrivent Action Team virtual seed money card

Your Thrivent Action Team seed money is delivered through the U.S. Bank Instant Card app. Follow the steps below to access and use your card.


Your card may take up to one business day after approval to appear in the app. You may also receive an email from U.S. Bank confirming the seed money is available, but this email is not required to access your funds.

## Set up your virtual card for the first time

- Step 1**  
Download the U.S. Bank Instant Card app from the Apple App Store or Google Play Store.  

- Step 2**  
Enter the same email address used on your Thrivent Action Team application.
- Step 3**  
Enter the verification code sent to your email and create your password.
- Step 4**  
Log in to the app and your virtual card will appear.
- Step 5**  
Add the card to your mobile wallet:  
• Apple Wallet  
• Google Wallet

## For returning users

If you have used the Instant Card app before:

- Step 1**  
Open the app.  

- Step 2**  
Enter the email used on your Action Team application.
- Step 3**  
Log in.
- Step 4**  
Select your most recent card.




If you forgot your password, select **Forgot Password**.

**Troubleshooting Tip:**

If you receive an error message or cannot log in, check that your U.S. Bank Instant Card app is updated to the latest version. You may also need to reset your password before accessing the app.

# How to use your card

Your Thrivent Action Team seed money card can be used in participating stores or online.

<p><b>In stores using ApplePay or Google Pay</b></p> <p> </p> <p><i>Note: Samsung Pay is not compatible with the Instant Card app.</i></p>	<p>Or</p>	<p><b>Online using the card details in the app</b></p> <p>To make an online purchase:</p> <ol style="list-style-type: none"><li>1. Open the U.S. Bank Instant Card app.</li><li>2. Select <b>View Card Details</b>.</li><li>3. Use the card number, expiration date, and security code at checkout.</li><li>4. Use the billing address shown in the app (Thrivent's address).</li></ol> 
--	-----------	---

## Helpful tips

### Card Limit

- Your seed money is provided on a \$250 VISA card.
- Purchases over the available balance will be declined.
- If your purchase is larger than your remaining balance, ask the cashier to split the payment.

### Returns

- Avoid returning items purchased with the virtual card when possible.
- Returns may place a 30-day hold on funds.
- If a return is necessary and you need to access the remaining funds on the card, contact the Thrivent Client Services Center after the return has been processed at 800-847-4836, stating "action teams" when prompted. Our hours are from 7 a.m. to 6 p.m. CT Monday through Friday.

## Need help?

You may receive an email from U.S. Bank confirming your seed money is available.

This email is not required to access your funds.

For additional help:

- Visit the [Digital Leader Guidebook FAQs](#).
- Contact the Thrivent Client Services Center at 800-847-4836, stating "action teams" when prompted. Our hours are from 7 a.m. to 6 p.m. CT Monday through Friday.